

STP285 - 20/Wfh
STP280 - 20/Wfh
STP275 - 20/Wfh



285 Watt POLY HALF CELL SOLAR MODULE



Features



High power output
 Compared to normal module, the power output can increase 5W-10W



Suntech current sorting process
 System output maximized by reducing mismatch losses up to 2% with modules sorted & packaged by amperage



Excellent weak light performance
 More power output in weak light condition, such as haze, cloudy, and morning



Lower hot spots
 Reduce the hot spots and minimize panel degradation



Extended wind and snow load tests
 Module certified to withstand extreme wind (3800 Pascal) and snow loads (5400 Pascal) *



Withstanding harsh environment
 Reliable quality leads to a better sustainability even in harsh environment like desert, farm and coastline


Certifications and standards:
 IEC 61215, IEC 61730, conformity to CE



Trust Suntech to Deliver Reliable Performance Over Time

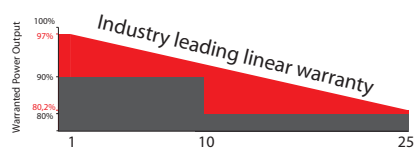
- World-class manufacturer of crystalline silicon photovoltaic modules
- Unrivaled manufacturing capacity and world-class technology
- Rigorous quality control meeting the highest international standards: ISO 9001: 2008, ISO 14001: 2004 and ISO17025: 2005
- Regular independently checked production process from international accredited institute/company
- Long-term reliability tests
- 2 x 100% EL inspection ensuring defect-free modules

Special Cell Design



The unique cell design leads to reduced electrode resistance and smaller current, thus enables higher fill factor and decrement of CTM losses. Meanwhile, it can reduce losses of mismatch and cell wear, and increase total reflection.

Industry-leading Warranty based on nominal power



- 97.5% in the first year, thereafter, for years two (2) through twenty-five (25), 0.7% maximum decrease from MODULE's nominal power output per year, ending with the 80.7% in the 25th year after the defined WARRANTY STARTING DATE.***
- 12-year product warranty
- 25-year linear performance warranty

IP68 Rated Junction Box



The Suntech IP68 rated junction box ensures an outstanding waterproof level, supports installations in all orientations and reduces stress on the cables. High reliable performance, low resistance connectors ensure maximum output for the highest energy production.

* Please refer to Suntech Standard Module Installation Manual for details. **WEEE only for EU market.

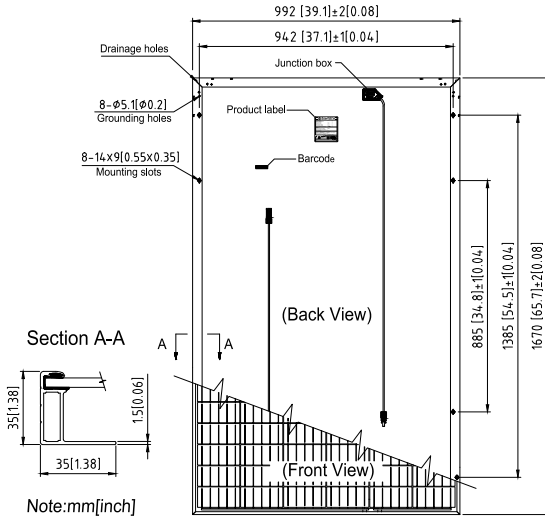
*** Please refer to Suntech Product Warranty for details.

Made in China

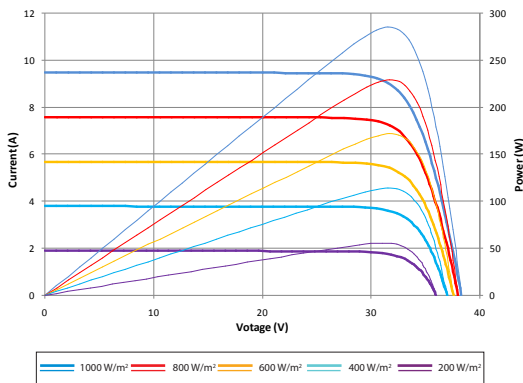
STP285 - 20/Wfh

STP280 - 20/Wfh


STP275 - 20/Wfh



Current-Voltage & Power-Voltage Curve (285)



Dealer information



Electrical Characteristics

STC	STP285-20/Wfh	STP280-20/Wfh	STP275-20/Wfh
Maximum Power at STC (Pmax)	285 W	280 W	275 W
Optimum Operating Voltage (Vmp)	31.4 V	31.2 V	31.1 V
Optimum Operating Current (Imp)	9.08 A	8.98 A	8.85 A
Open Circuit Voltage (Voc)	38.3 V ±5%	38.1 V ±5%	38.0 V ±5%
Short Circuit Current (Isc)	9.48 A ±5%	9.37 A ±5%	9.24 A ±5%
Module Efficiency	17.2%	16.9%	16.6%
Operating Module Temperature	-40 °C to +85 °C		
Maximum System Voltage	1000 V DC (IEC)		
Maximum Series Fuse Rating	20 A		
Power Tolerance	0/+5 W		

STC: Irradiance 1000 W/m², module temperature 25 °C, AM=1.5;
Best in Class AAA solar simulator (IEC 60904-9) used, power measurement uncertainty is within +/- 3%

NMOT	STP285-20/Wfh	STP280-20/Wfh	STP275-20/Wfh
Maximum Power at NMOT (Pmax)	210.2 W	206.6 W	202.9 W
Optimum Operating Voltage (Vmp)	28.9 V	28.7 V	28.6 V
Optimum Operating Current (Imp)	7.28 A	7.19 A	7.09 A
Open Circuit Voltage (Voc)	35.2 V	35.0 V	35.0 V
Short Circuit Current (Isc)	7.69 A	7.60 A	7.49 A

NMOT: Irradiance 800 W/m², ambient temperature 20 °C, AM=1.5, wind speed 1 m/s;
Best in Class AAA solar simulator (IEC 60904-9) used, power measurement uncertainty is within +/- 3%

Temperature Characteristics

Nominal Module Operating Temperature (NMOT)	45±2°C
Temperature Coefficient of Pmax	-0.38 %/°C
Temperature Coefficient of Voc	-0.33 %/°C
Temperature Coefficient of Isc	0.067 %/°C

Mechanical Characteristics

Solar Cell	Polycrystalline silicon 6 inches
No. of Cells	120 (6 × 20)
Dimensions	1670 × 992 × 35mm (65.7 × 39.1 × 1.4 inches)
Weight	18.5 kgs (40.8 lbs.)
Front Glass	3.2 mm (0.13 inches) tempered glass
Frame	Anodized aluminium alloy
Junction Box	IP68 rated (3 bypass diodes)
Output Cables	4.0 mm ² (0.006 inches ²), symmetrical lengths (-) 1200mm (47.24 inches) and (+) 1200 mm (47.24 inches)
Connectors	Genuine MC4

Packing Configuration

Container	20' GP	40' HC
Pieces per pallet	30	30
Pallets per container	6	26
Pieces per container	180	780

Information on how to install and operate this product is available in the installation instruction. All values indicated in this data sheet are subject to change without prior announcement. The specifications may vary slightly. All specifications are in accordance with standard EN 50380. Color differences of the modules relative to the figures as well as discolorations of/in the modules which do not impair their proper functioning are possible and do not constitute a deviation from the specification.