

Special benefits based on SMART DC Module

SMART DC MODULE

Smart Module

Suntech SMART DC modules use integrated power IC from Maxim. With breakthrough technology performing MPPT optimization on each cell-string, single IC generates more energy at lower cost than discrete panel solutions. Choose the Maxim power IC platform for your next PV module to streamline operations and hedge against the future.

Simple System Architecture

Suntech SMART system components work together with any inverter to maximize energy harvest and no additional labor. Also no additional hardware or data services.

Greener Future

Deploying the SUNTECH Smart Module onto (commercial) rooftops maximize the customer value by more power yield generation and by less carbon emission.

The brilliant Maxim smart solution offers advanced safety and optimization functionality to follow the development paces of distributed smart power grid for better future.

EXCELLENT QUALITY

RELIABLE SECURITY

Features



The most flexible solution for any rooftop condition and orientation.



Built-in intelligent cell-string optimizer IC avoids negative consequences of any type of mismatch within a panel caused by shading, soiling, aging, unfavorable house orientation, etc. to ensure greatest power output possible.



Best-in-class shade tolerance by performing MPPT on individual cell-strings to maximize energy harvest.



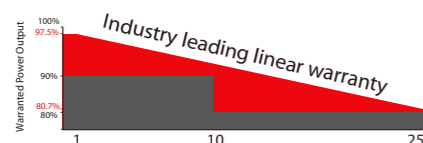
Elimination of hot spots, which results in minimized panel degradation.



Module certified to withstand extreme wind loads (3800 Pascal) and snow loads (5400 Pascal).

Warranty

Industry-leading Warranty based on nominal power



- 97.5% in the first year, thereafter, for years two (2) through twenty-five (25), 0.7% maximum decrease from MODULE's nominal power output per year, ending with the 80.7% in the 25th year after the defined WARRANTY STARTING DATE.

- 12- year product warranty
- 25- year linear performance warranty

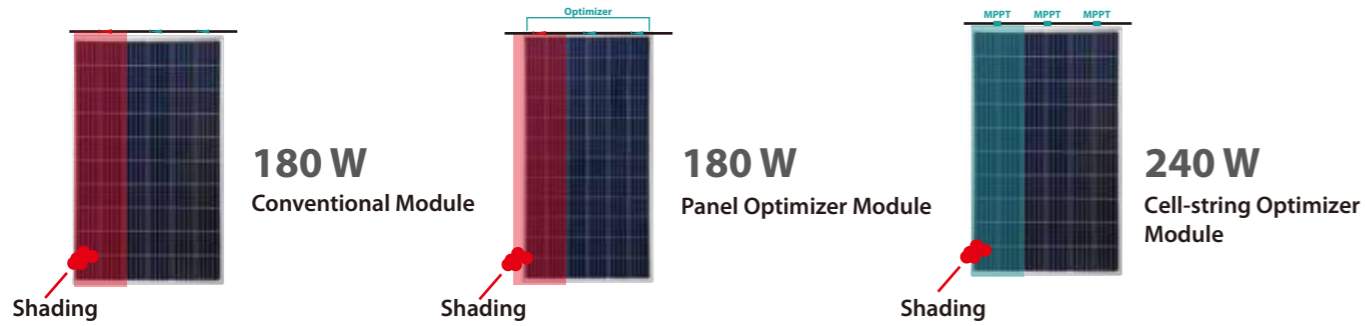
Information on how to install and operate this product is available in the installation instruction. All values indicated in this data sheet are subject to change without prior announcement. The specifications may vary slightly. All specifications are in accordance with standard EN 50380. Color differences of the modules relative to the figures as well as discolorations of/in the modules which do not impair their proper functioning are possible and do not constitute a deviation from the specification.

Made in China

INCREASE POWER HARVEST UP to 30%

Suntech Cell-string Optimizer Module allows each cell-string to deliver maximum power under all conditions.

Improve power density with closer row spacing as modules resist effect of cross-bank shading.



Electrical Data

STP 285-20/Wfw-MX

Electrical Characteristics

STC	STP285-20/ Wfw-MX	STP280-20/ Wfw-MX	STP275-20/ Wfw-MX
Maximum Power at STC (Pmax)	285 W	280 W	275 W
Optimum Operating Voltage (Vmp)	30.5 V	30.4 V	30.3 V
Optimum Operating Current (Imp)	9.36 A	9.22 A	9.08 A
Open Circuit Voltage (Voc=Vlimit)	35.0 V	35.0 V	35.0 V
Short Circuit Current (Isc)	9.84 A	9.70 A	9.55 A
Module Efficiency	17.4%	17.1%	16.8%
Operating Module Temperature	-40 °C to +85 °C		
Maximum System Voltage	1000 V DC (IEC)		
Maximum Series Fuse Rating	15 A		
Power Tolerance	0/+5 W		

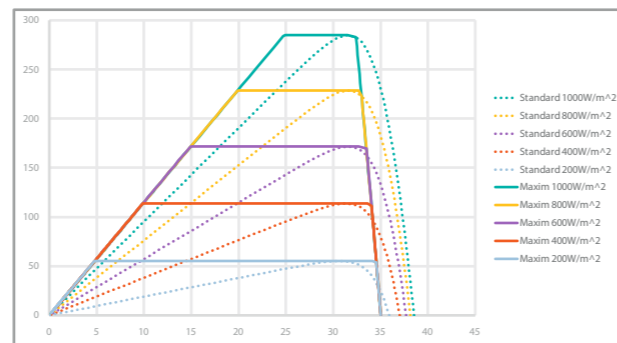
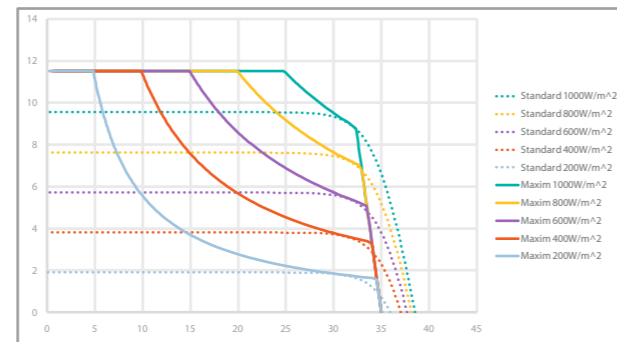
STC: Irradiance 1000 W/m²; module temperature 25 °C, AM=1.5;

Tolerances of Pmax, Voc and Isc are all within +/- 5%

NMOT	STP285-20/ Wfw-MX	STP280-20/ Wfw-MX	STP275-20/ Wfw-MX
Maximum Power at NMOT (Pmax)	210.0 W	206.3 W	202.6 W
Optimum Operating Voltage (Vmp)	28.03V	27.94 V	27.84V
Optimum Operating Current (Imp)	7.49 A	7.39 A	7.29 A
Open Circuit Voltage (Voc)	32.83 V	32.83 V	32.83 V
Short Circuit Current (Isc)	7.98 A	7.87 A	7.75 A

NMOT: Irradiance 800 W/m², ambient temperature 20 °C, AM=1.5, wind speed 1 m/s;

Current- Voltage & Power- Voltage Curve (285-20)



Electrical Data

Temperature Characteristics

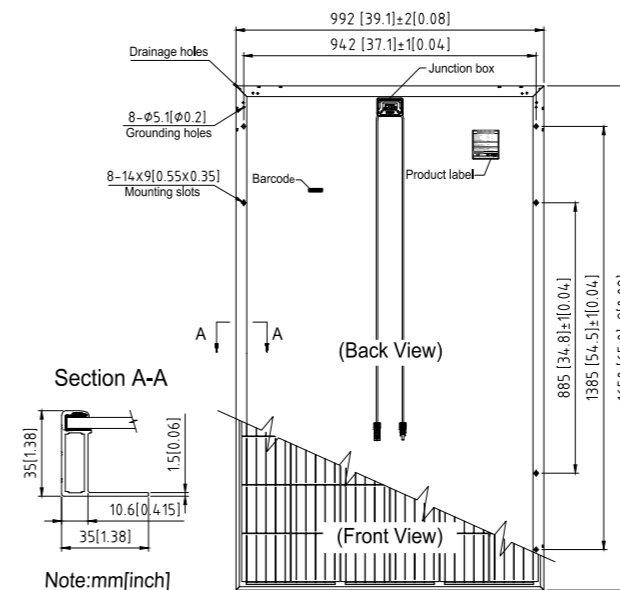
Nominal Module Operating Temperature (NMOT)	42±2°C
Temperature Coefficient of Pmax	-0.38 %/°C
Temperature Coefficient of Voc	-0.33 %/°C for Voc≤35V, 0%/°C for Voc>35V
Temperature Coefficient of Isc	0.067 %/°C

Mechanical Characteristics

Solar Cell	Polycrystalline silicon 6 inches
No. of Cells	60 (6 × 10)
Dimensions	1650 × 992 × 35mm (64.96 × 39.1 × 1.4 inches)
Weight	18.3 kgs (40.3 lbs.)
Front Glass	3.2 mm (0.13 inches) tempered glass
Frame	Anodized aluminium alloy
Junction Box	IP68 rated (3 optimizers)
Output Cables	4.0 mm ² (0.006 inches ²), symmetrical lengths (-) 900mm (35.4 inches) and (+) 900 mm (35.4 inches)
Connectors	Genuine MC4

Packing Configuration

Container	20' GP	40' HC
Pieces per pallet	30	30
Pallets per container	6	28
Pieces per container	180	840



Dealer information

